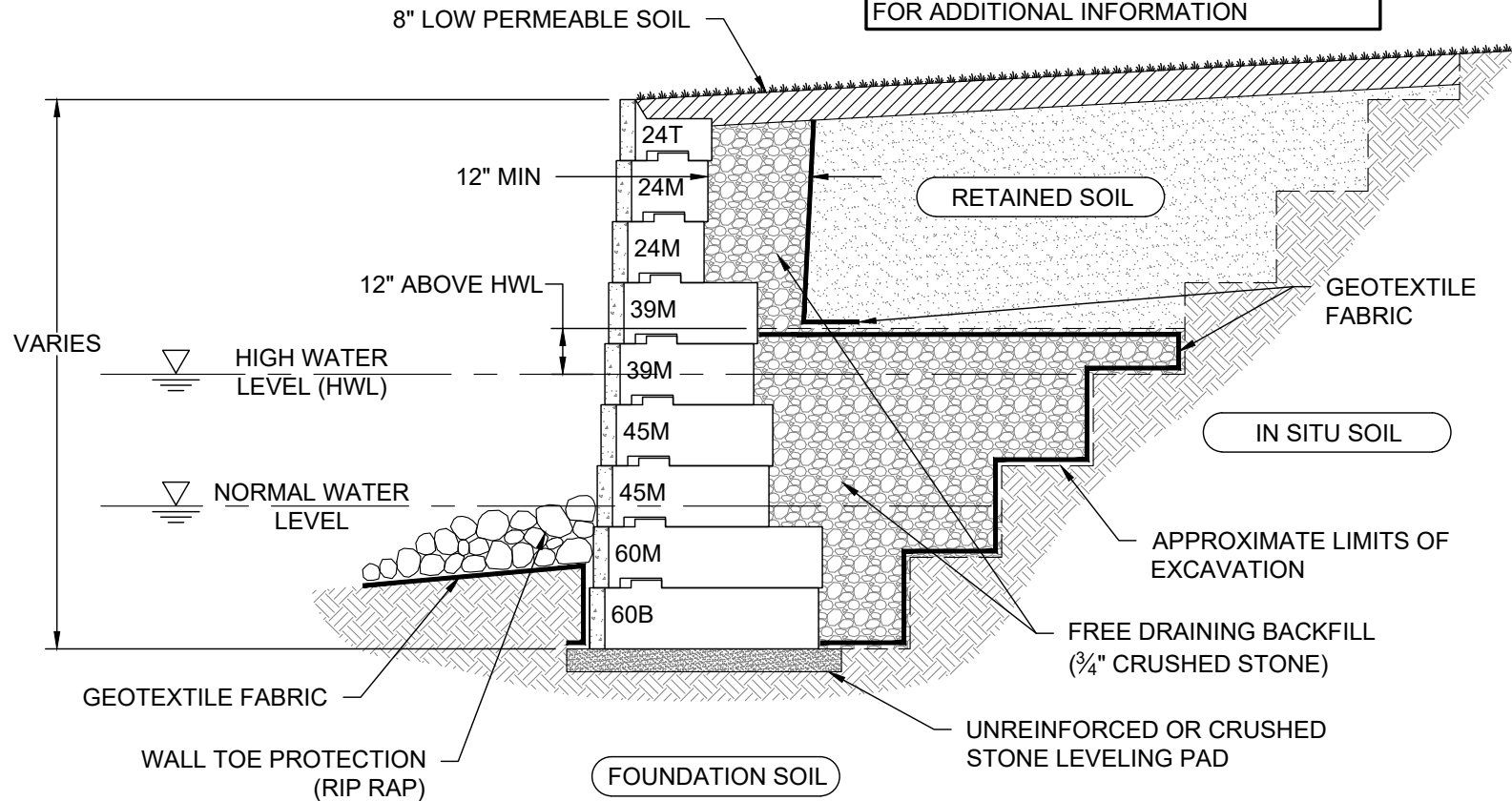


NOTE: REFER TO DRAWING #103 - TYPICAL GRAVITY WALL CROSS SECTION - FOR ADDITIONAL CROSS SECTION INFORMATION

FINISHED GRADE AT TOP OF WALL SHALL BE DESIGNED FOR PROPER DRAINAGE TO PREVENT PONDING. SEE DRAWING #1004 FOR ADDITIONAL INFORMATION



© Copyright 2021 Recon Wall Systems, Inc. All Rights Reserved

Disclaimer: This drawing has been prepared by Recon Wall Systems, Inc. and to the best of its knowledge, accurately represents the product use in the application that it is illustrated. This drawing is intended for conceptual purposes only. Anyone making use of this drawing does so at their own risk and assumes all liability for such use. Final design for construction purposes must be completed by a Registered Professional Engineer who is familiar with the product and who has taken into account specific site conditions.

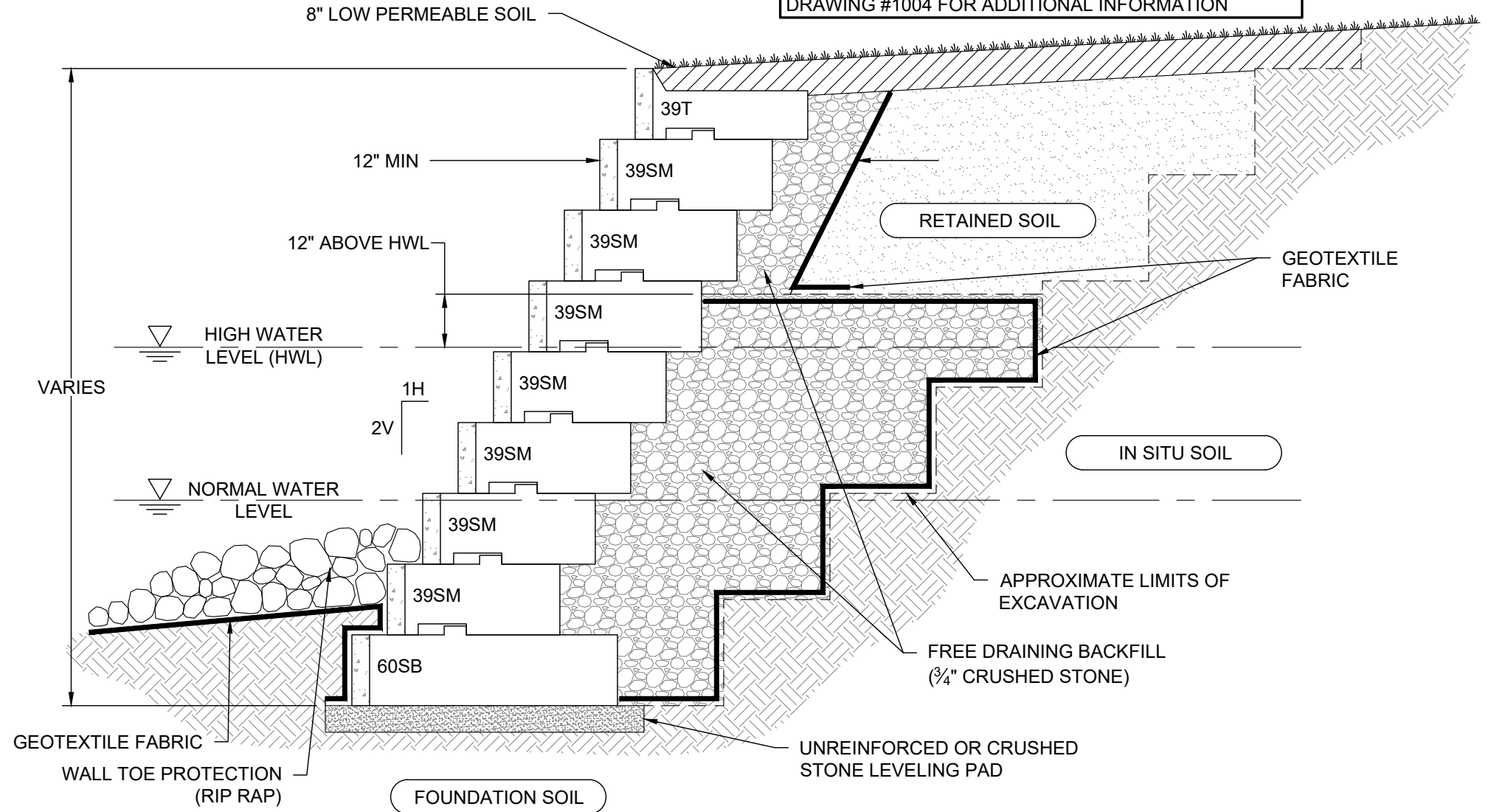


## WATER APPLICATION GRAVITY WALL SECTION

RECON WALL SYSTEMS, INC.  
 11521 EAGLE STREET, SUITE #3  
 COON RAPIDS, MN 55448  
 952-922-0027  
 www.reconwalls.com

DRAWING  
 #901

FINISHED GRADE AT TOP OF WALL SHALL BE DESIGNED FOR PROPER DRAINAGE TO PREVENT PONDING. SEE DRAWING #1004 FOR ADDITIONAL INFORMATION



© Copyright 2021 Recon Wall Systems, Inc. All Rights Reserved

Disclaimer: This drawing has been prepared by Recon Wall Systems, Inc. and to the best of its knowledge, accurately represents the product use in the application that it is illustrated. This drawing is intended for conceptual purposes only. Anyone making use of this drawing does so at their own risk and assumes all liability for such use. Final design for construction purposes must be completed by a Registered Professional Engineer who is familiar with the product and who has taken into account specific site conditions.



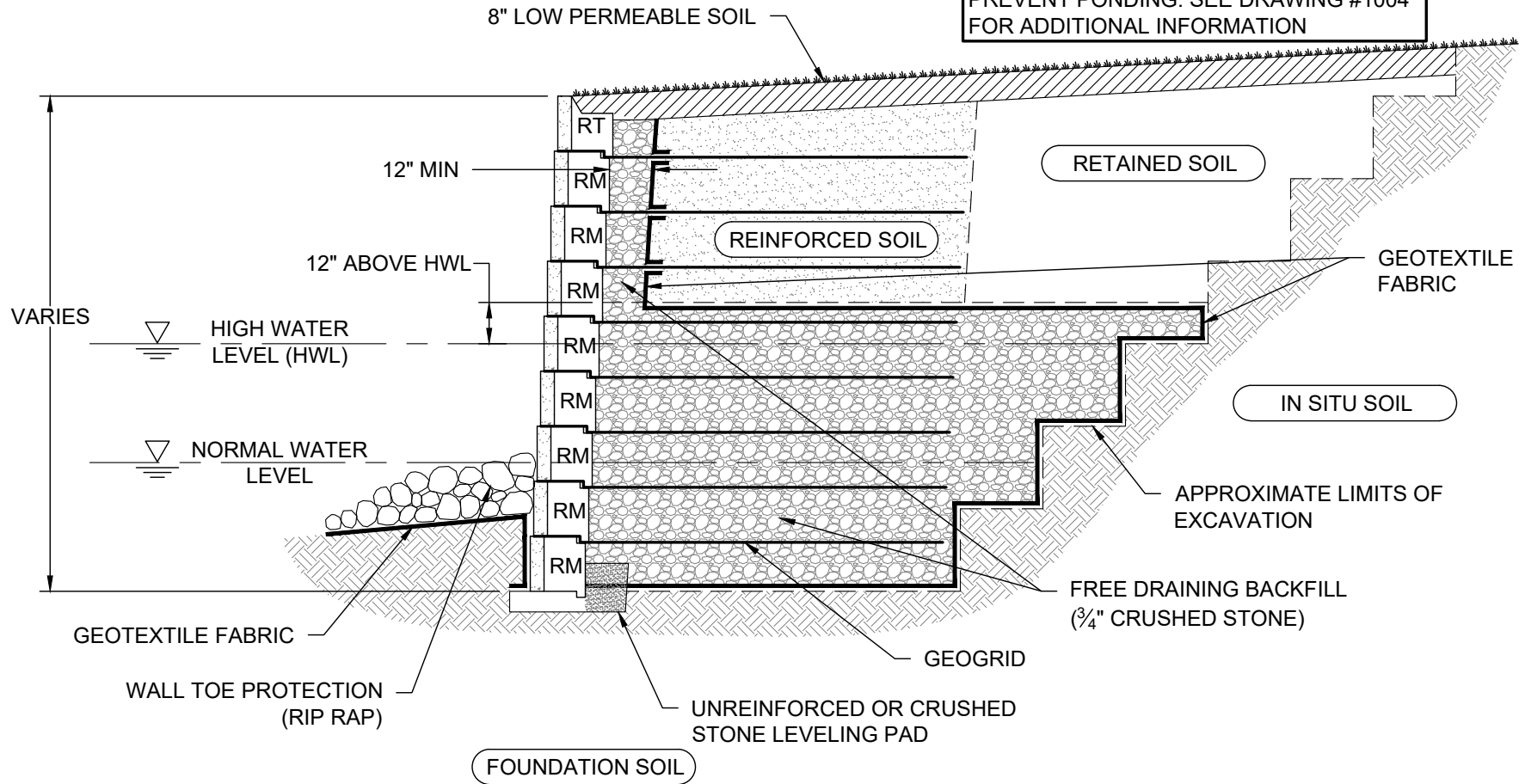
## WATER APPLICATION SETBACK BLOCK GRAVITY WALL SECTION

RECON WALL SYSTEMS, INC.  
 11521 EAGLE STREET, SUITE #3  
 COON RAPIDS, MN 55448  
 952-922-0027  
 www.reconwalls.com

DRAWING  
 #902

NOTE: REFER TO DETAIL DRAWING #203 - TYPICAL GEOGRID WALL CROSS SECTION - FOR ADDITIONAL CROSS SECTION INFORMATION

FINISHED GRADE AT TOP OF WALL SHALL BE DESIGNED FOR PROPER DRAINAGE TO PREVENT PONDING. SEE DRAWING #1004 FOR ADDITIONAL INFORMATION



© Copyright 2021 Recon Wall Systems, Inc. All Rights Reserved

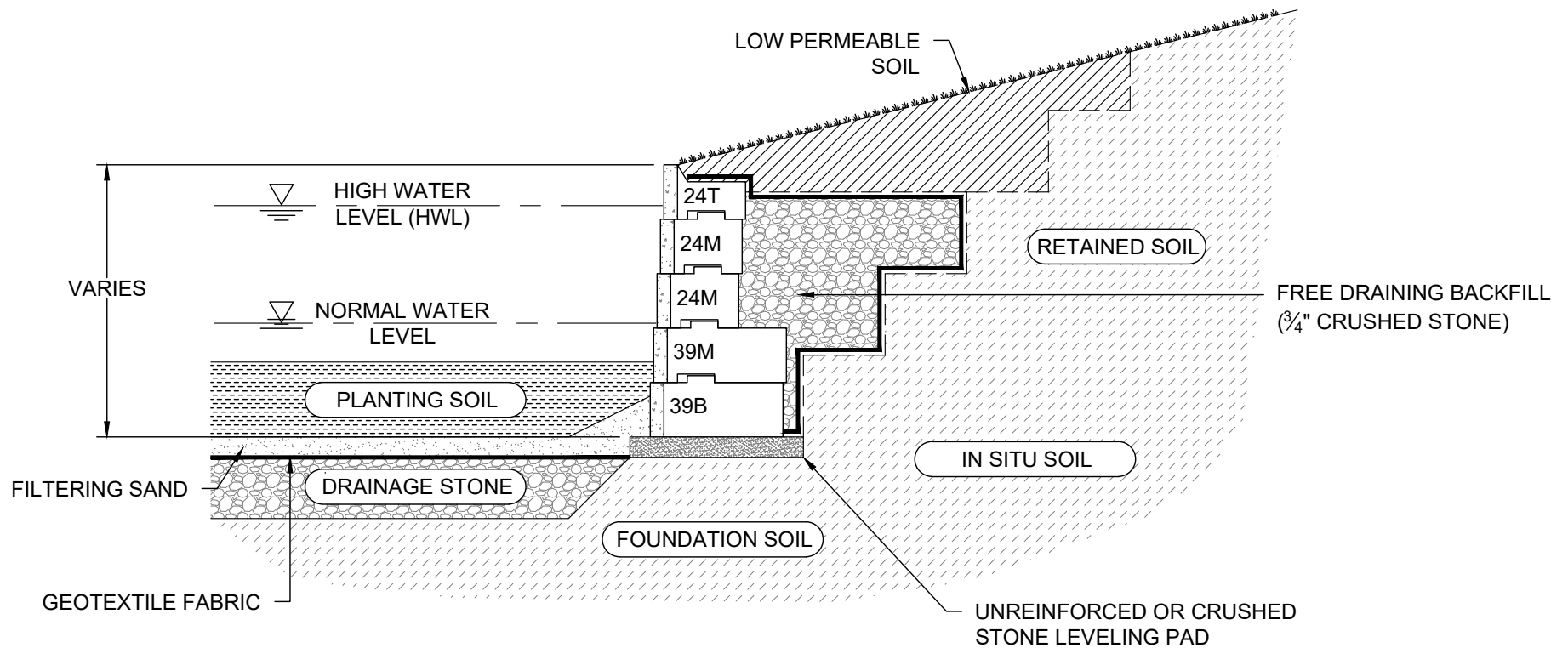
Disclaimer: This drawing has been prepared by Recon Wall Systems, Inc. and to the best of its knowledge, accurately represents the product use in the application that it is illustrated. This drawing is intended for conceptual purposes only. Anyone making use of this drawing does so at their own risk and assumes all liability for such use. Final design for construction purposes must be completed by a Registered Professional Engineer who is familiar with the product and who has taken into account specific site conditions.



## R-SERIES WATER APPLICATION GEOGRID WALL SECTION

RECON WALL SYSTEMS, INC.  
 11521 EAGLE STREET, SUITE #3  
 COON RAPIDS, MN 55448  
 952-922-0027  
 www.reconwalls.com

DRAWING  
 #903



© Copyright 2021 Recon Wall Systems, Inc. All Rights Reserved

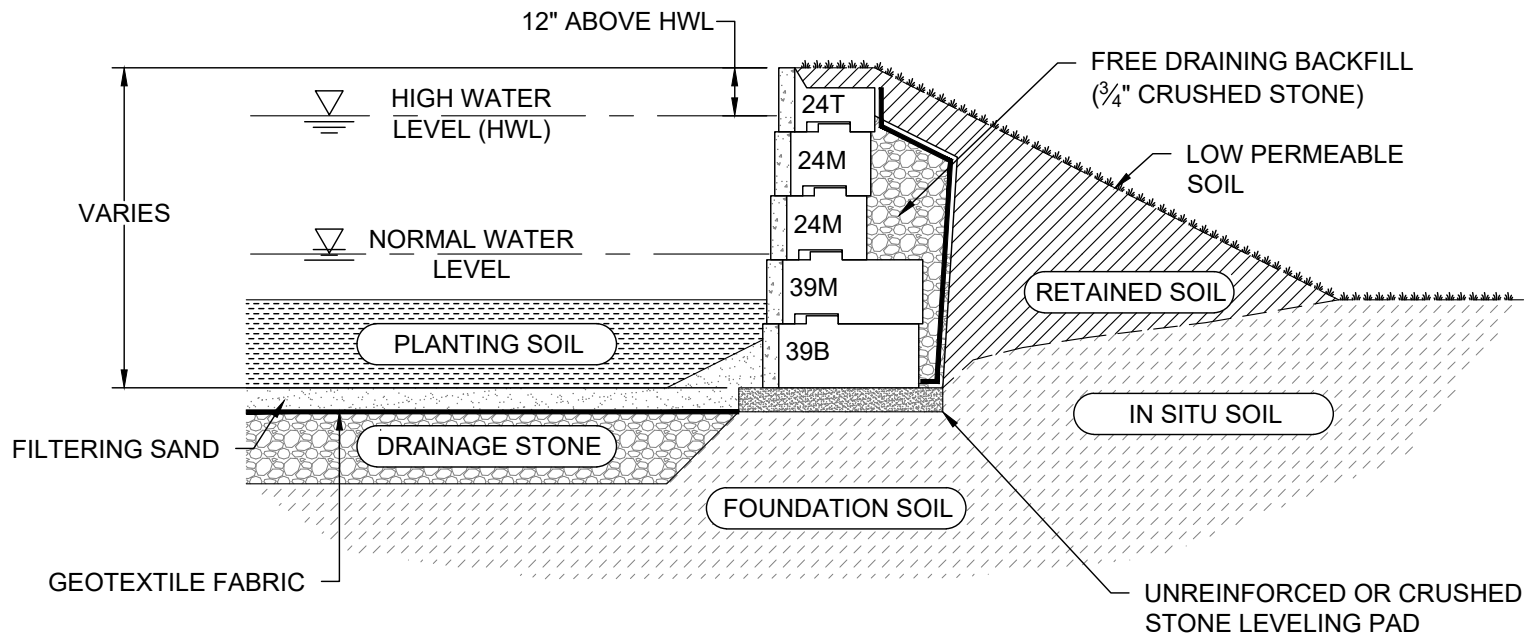
Disclaimer: This drawing has been prepared by Recon Wall Systems, Inc. and to the best of its knowledge, accurately represents the product use in the application that it is illustrated. This drawing is intended for conceptual purposes only. Anyone making use of this drawing does so at their own risk and assumes all liability for such use. Final design for construction purposes must be completed by a Registered Professional Engineer who is familiar with the product and who has taken into account specific site conditions.



## DETENTION POND GRAVITY WALL SECTION

RECON WALL SYSTEMS, INC.  
11521 EAGLE STREET, SUITE #3  
COON RAPIDS, MN 55448  
952-922-0027  
www.reconwalls.com

DRAWING  
#904



© Copyright 2021 Recon Wall Systems, Inc. All Rights Reserved

Disclaimer: This drawing has been prepared by Recon Wall Systems, Inc. and to the best of its knowledge, accurately represents the product use in the application that it is illustrated. This drawing is intended for conceptual purposes only. Anyone making use of this drawing does so at their own risk and assumes all liability for such use. Final design for construction purposes must be completed by a Registered Professional Engineer who is familiar with the product and who has taken into account specific site conditions.



## DETENTION POND, NEG. SLOPE GRAVITY WALL SECTION

RECON WALL SYSTEMS, INC.  
11521 EAGLE STREET, SUITE #3  
COON RAPIDS, MN 55448  
952-922-0027  
www.reconwalls.com

**DRAWING**  
**#905**